



Traveller

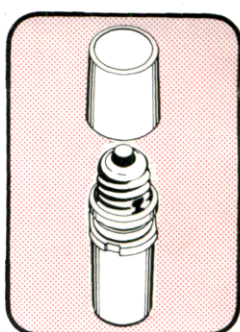
INTERNATIONAL ADAPTOR



SELECTING THE CORRECT PLUG IN SECONDS

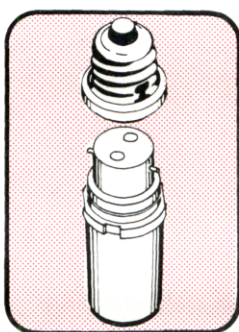
1

Pull cover
and
remove.



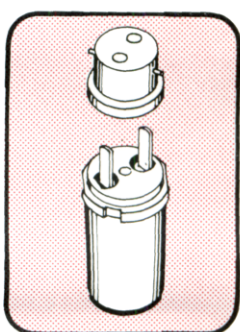
2

Turn lamp
screw
connector
round to
slot. Pull
and
remove.



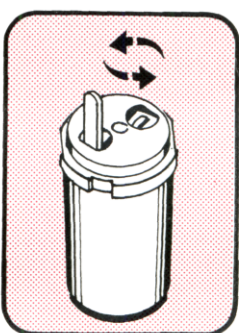
3

Pull off
bayonet
fitting.




4

Rotate flat
pins to left
or right
(quarter
turn). Pins
will drop
into
adaptor.




5

Turn
selector
plate for
pins
required.




6

Other
Countries
listed on
reverse
of leaflet.



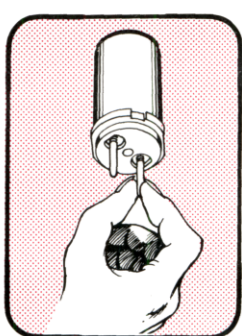
7

Hold
adaptor
downwards.
Allow
required
pins to drop
out.



8


Turn pins
anti clock-
wise to
secure.



THEN PLUG
YOUR
APPLIANCE
INTO THE
TRAVELLER
ADAPTOR

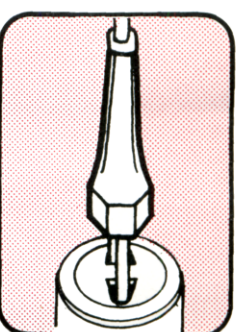
9

This
adaptor
has a
shutter for
safety.
First, with
your plug,
rotate
shutter 90°
clockwise
in direction
of arrow.



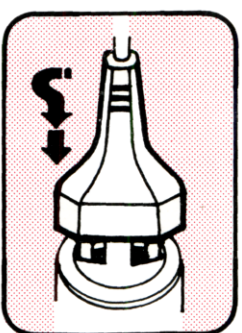
10

Push plug
in a little.
Then rotate
shutter
back to first
position in
direction of
arrow (anti
clockwise).



11

Push plug
firmly into
adaptor.




The TRAVELLER is
for use with light
portable appliances
using 120/240v max
2 amps 2 pin not
earthed.
The TRAVELLER is
an adaptor for
different inter-
national plug sockets
and **does not**
convert electrical
current.



**Always plug
appliance into
adaptor before
fitting adaptor
to socket
outlet.**

12

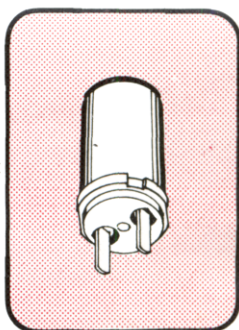
Plug
adaptor into
socket
outlet.



**AFTER
USE . . .**

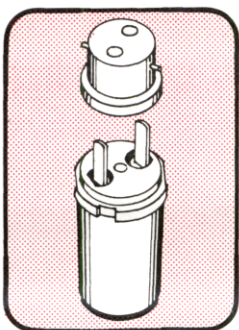
13

To take
plug out of
adaptor just
pull.
Select
U.S.A. flat
pins.



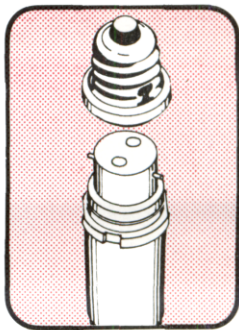
14

Assemble
bayonet
lamp
fitting.



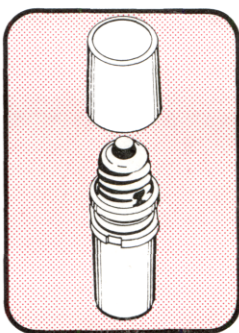
15

Assemble
Edison
lamp
fitting.



16

Replace
cap.



**THAT'S HOW
EASY IT IS!**



The Award
of Safety

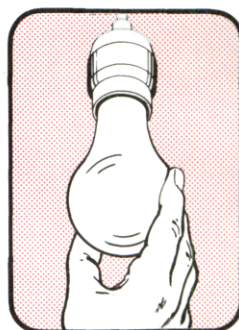


**When
using
lamp
connections . . .**

**Do not use
Appliances over
250 watts on
Lamp Connection.**


1

Twist out
light bulb.



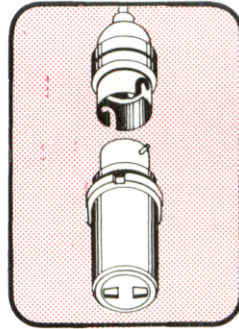
2

Plug
appliance
into
TRAVELLER
adaptor.



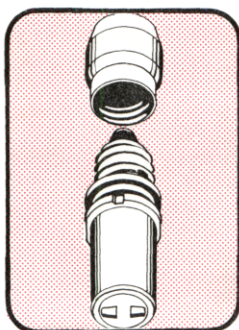
3

For
Bayonet
insert
carefully
into lamp
socket.



4

For **Edison**
screw
carefully
into lamp
socket.



Here is a
brief list
of countries
in which
the
TRAVELLER
can be
used.



Europe, Africa,
S. America &
E. Europe

U. Kingdom,
Africa &
India

USA, Canada,
Japan &
S. America

Australia
& N. Z.

MANUFACTURED BY

Traveller International Products Ltd.

COASTGUARD ROAD, LARNE, CO. ANTRIM, N. IRELAND

Tel. Larne (0574) 3015/7. Telex 747386 Fitall G

International Patents and Regd. Design Pending

Leaflets in other languages available.